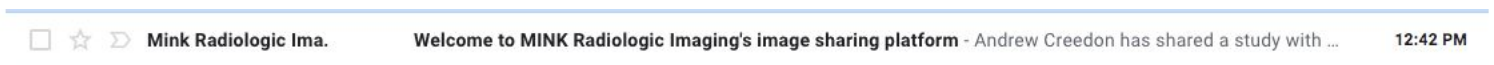


Follow the steps below to access your medical images from **Mink Radiologic Imaging**.

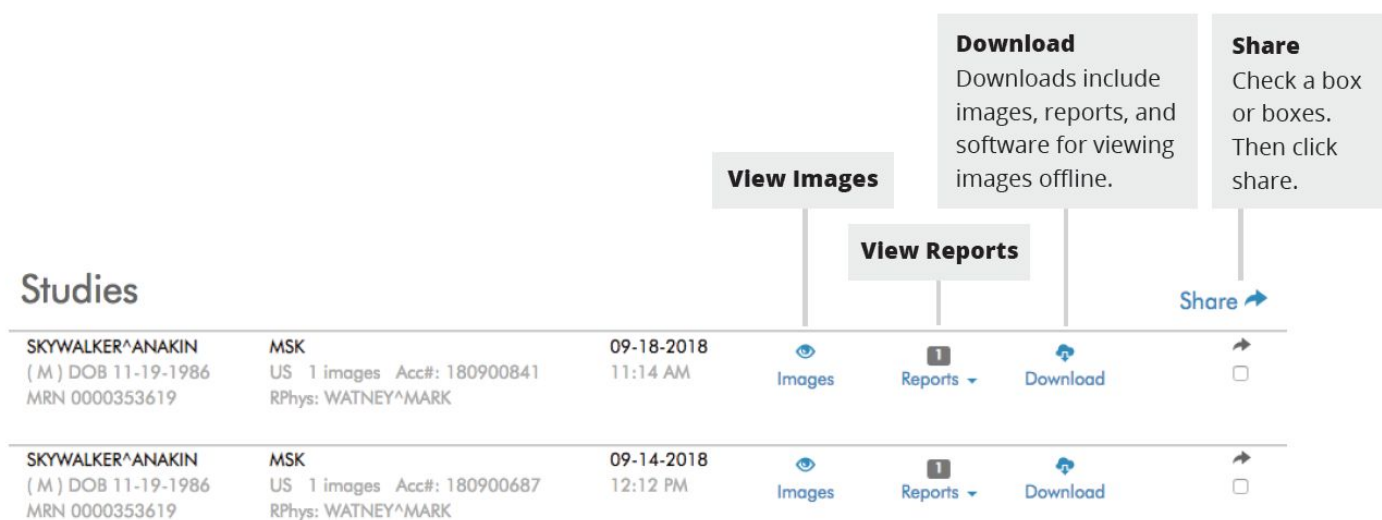
1. You will receive an email that looks like the image below. When you open the email you will see information about the medical images that were shared with you and a link to access your imaging:



2. Click on the secure link in the email. You will be taken to a webpage and prompted to register for an Ambra Health account.

Note: When registering for your account, please use the *same* email address that received the original email.

3. Once you are in your account, you will be able to View, Download and Share your medical images.











View Images
Downloads include images, reports, and software for viewing images offline.

View Reports

Download
Downloads include images, reports, and software for viewing images offline.

Share
Check a box or boxes. Then click share.

Studies						
SKYWALKER^ANAKIN (M) DOB 11-19-1986 MRN 0000353619	MSK US 1 images Acc#: 180900841 RPhys: WATNEY^MARK	09-18-2018 11:14 AM	 Images	 Reports ▾	 Download	 Share →
SKYWALKER^ANAKIN (M) DOB 11-19-1986 MRN 0000353619	MSK US 1 images Acc#: 180900687 RPhys: WATNEY^MARK	09-14-2018 12:12 PM	 Images	 Reports ▾	 Download	 Share →